



# THE FILLMORE<sup>®</sup>

## DETROIT

### The Fillmore Detroit | ONLINE TECH Packet | 2018 Updated 05/01/18

#### BASICS

VENUE	THE FILLMORE DETROIT est. 1925 (Palms Theatre, State Theatre)
ADDRESS	2115 Woodward Ave.
CITY, STATE & ZIP	Detroit, Michigan 48201
TELEPHONE	313-961-5451
CAPACITY	2,888 (GA Floor), 2,084 (Seated)
VENUE WEBSITE	www.thefillmoredetroit.com
UNION LABOR?	NO
SAT NAV / GPRS	42.3375,-83.051944

\*\*In our ongoing commitment to provide the safest and most comfortable experience for our artists and guests, all working personnel will be expected to pass through a metal detector when entering the building. Your privacy and individuality is of the utmost importance to us so please understand our only concern is preventing **weapons** from entering the building. Our backstage is your home and we encourage you to go about your business as you would anywhere else.\*\*

#### ON ARRIVAL

PARKING LOCATION	Trucks will back into the production lot behind the venue off of Elizabeth St. Buses will stay on Elizabeth St. Buses will back into the lot or park along Elizabeth St. at bagged meters, Buses that need to utilize a slide out will have to park in the opposite direction facing Woodward Ave. or park in the lot. (SEE MAP on PAGE 12) 54 West Elizabeth St. for Production Lot.
DIRECTIONS	Recent construction has made for changes in the approach to parking buses and trucks. Security will assist in parking upon arrival
SHORE POWER / GENE	Please utilize generator power
SHORE POWER	NOT AVAILABLE

#### STAGE LEFT LOADING DOOR

DIMENSIONS	10' WIDE by 12' HIGH Steel Roll up door
LOCATION	Stage left at Alley, Ramp down to the stage from Alley
RAMP	36" Wide, 14' Length Aluminum

STAGE DETAILS	
STAGE WIDTH	50'
STAGE DEPTH	28' 11"
STAGE HEIGHT	30"
ANTE-PROSCENIUM WIDTH	47' 2" wide x 33' height
FIXED STAGE	Fixed Tongue and Groove
WINGS	SR usable 7' 6" X 20', SL usable 21' 11" by 20'
ELEVATOR ORCHESTRA PIT	Fully Functioning will lower upon FOH Load-in
STAIRS	Dressing room side only
LIFTS	Minimal
BARRIER DETAILS	Blow-through Steel MOJO Style (manf. - StageRight)
POWER	No distro in house
<b>**DRESSING ROOM CASES**</b>	1-Ton Chain Motor and Spansets to hoist to 47" x 62" trunk doors

FOH DETAILS	
DIMENSIONS	10' 10" depth x 23' wide
CABLE RUN TO FOH	Approx. 175' beneath
DISTANCE- DS EDGE to FOH	60' Centered

GUEST POWER	
GUEST AUDIO	200 AMP/ 3 PHASE 120/208 Located Stage Left Basement
GUEST LIGHTING	600 AMP/ 3 PHASE 120/208 Located Upstage Stage Right Basement
Additional Power	100 AMP/ 2 PHASE 120 w/ isolated ground Located Upstage Stage Right Basement
Notes	Camlock tie-ins, Audio run 25', Lighting run 50'

HOUSE AUDIO	
SYSTEM	NEXO ALPHA PA SYSTEM
DETAILS	(6) Alpha M3 Flown per side, (4) Alpha B1-15 Flown per side, (4) Alpha B1-15 Ground stack per side, (3) CD18 Ground stack per side, Crown Macro tech amp, NEXO Processing
DB LIMIT	120 DB
FOH BOARD	MIDAS VERONA 40 Channel, <i>If you would prefer a different console please reach out to Randal Roy and he can look into your request.</i>
MONITOR BOARD	MIDAS VENICE 32 Channel, <i>If you would prefer a different console please reach out to Randal Roy and he can look into your request.</i>
MONITOR DETAILS	(2) Alpha E-F Side-fill subs, (2) Alpha B1-18 Side-fill subs, (6) Professional designed two-way wedges with JBL 15" & JBL 2"
SUPPLEMENTAL AUDIO	Most shows have supplemental budgets for alternative audio needs, please advance with Randal Roy.

HOUSE LIGHTING	
CONSOLE	AVOLITES Tiger Touch II with Fader Wing
HOUSE SPOTS	(2) Lycian 1290 XLT 2K & (2) Lycian 1.2K
LIGHTING RIG- DOWNSTAGE 13' 6" from Downstage Edge	30' Truss with (24) PAR 64-1k, (8) Source 4 Lekos, (2) Mole Feyes, (4) 2K Fresnels
LIGHTING RIG- UPSTAGE 22' from the Downstage Edge	40' Truss with (52) PAR 64-1k, (6) 6x9 Lekos, (3) ACL Racks, (6) Mac 700 Profiles, (5) Dataflash 1,000's
HAZER	Ultratec Radiance (Upstage Stage Right)

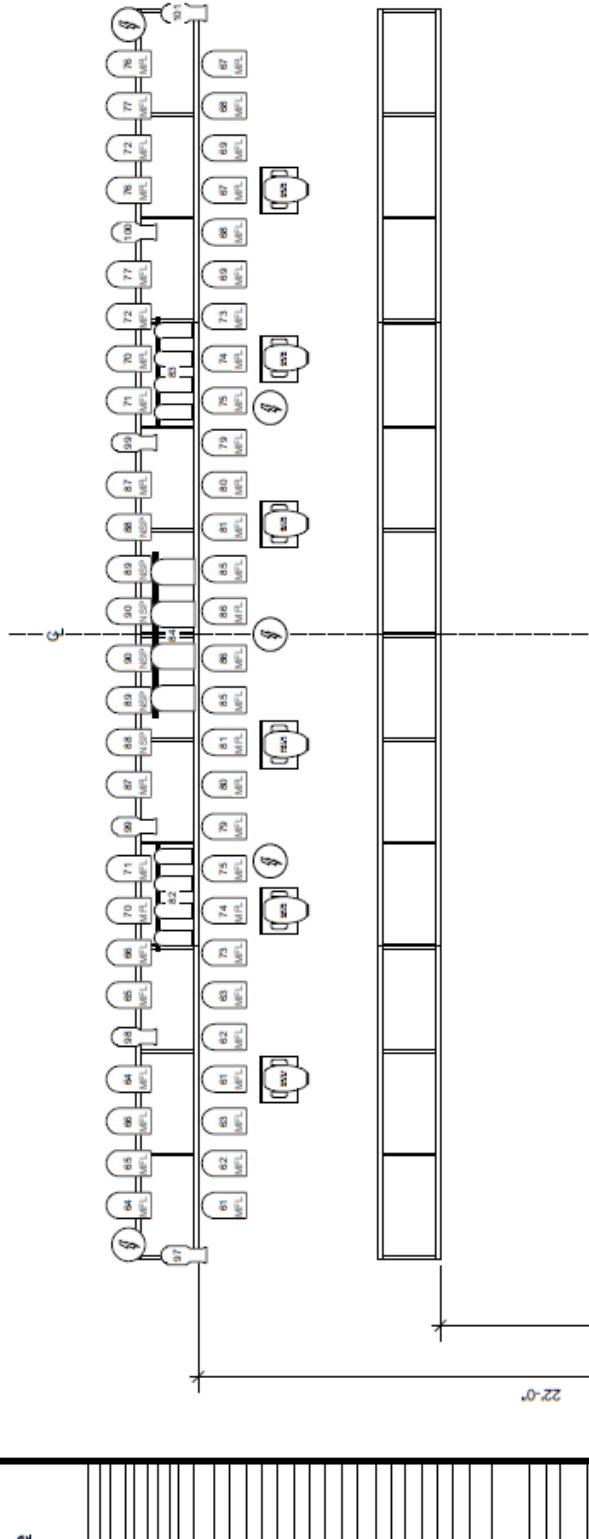


SAMPLE DAY OF SHOW SCHEDULE	
11:00am	Access for Venue and Artist Rooms (Fresh Towels Provided)
12:00pm	Load In
12:00pm / 3:00pm	Set Up Time
3:00pm / 4:00pm	<b>SOUNDCHECK</b>
SUPPORT LOAD IN	4:00pm
SUPPORT SOUND CHECK	5:30pm / 6:30pm
6:30pm	Venue Ready / Walk In Music on & house lights down
7:00pm	Doors / Gates
8:00pm / 8:30pm	Support On Stage
8:30pm / 9:00pm	Change Over (45mins)
<b>9:00pm / 10:30pm</b>	<b>Headliner // ON STAGE (90mins)</b>
11:00pm	Show Curfew (All Ages) (2:00 AM 18 and Up)
1:00am	Venue Cufew

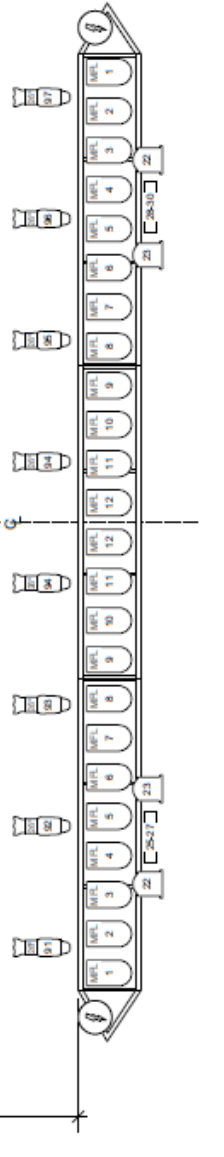
### Rail Schedule

- Full Black - 45
- Open - 44
- Open - 43
- Open - 42
- Open - 41
- Open - 40
- Blocked - 39
- Blocked - 38
- Blocked - 37
- Blocked - 36
- Blocked - 35
- Blocked - 34
- Blocked - 33
- Blocked - 32
- Blocked - 31
- Blocked - 30
- Blocked - 29
- Blocked - 28
- US Legs - 28
- Open - 27
- Open - 26
- Open - 25
- Blocked - 24
- Blocked - 23
- Blocked - 22
- Blocked - 21
- Open - 20
- Open - 19
- 3/4 Black - 19
- Mid Legs - 18
- Open - 17
- Black Border - 16
- Open - 15
- Open - 14
- Open - 13
- Open - 12
- Open - 11
- Open - 10
- Open - 9
- Open - 8
- Movie Screen - 7
- Movie Screen - 6
- Main Drape - 5
- Main Drape - 4
- DS Legs - 3
- 9x12 Video Screen - 2
- Red Border - 1

	PAR64 - MFL
	PAR64 - NSP
	26 Deg SA ERS
	Misc 700 Profile
	9 - Light Mole
	2k Fresnel
	PAR 64 ACL Bank
	PAR 46 ACL Bank
	Delta Flash 1000 Strobe
	Dimmer
	Fixture Key



**THE FILLMORE  
DETROIT**  
**Lighting Plot**



**Notes**

The truss is 24" box truss.  
Upstage truss is 40' wide  
Midstage truss is 40' wide  
Downstage truss is 30' wide.

Mac 700 Profiles are underhung on the downstage cord of the truss.

ACL bars are top hung on the downstage cord of the truss.

DS PARs on US Truss are hung upward on the downstage cord of the truss.

Fillmore Patch Sheet Link

<https://lne.box.com/s/d9exetd2lmhov4jqs3se7ws5xa5howdn>

RIGGING	
TYPE	STEEL RIBBON GRID
DISTANCE TO THE GRID	75' STAGE TO STEEL
FLY RAIL	LOCATED STAGE RIGHT AT STAGE LEVEL
DROPS/ DRAPERY/ PROPS	Please provide Certificate of Flame Resistance to PM
DROPS	THREE Pipes available, please send approx. weights

PIPE	DISTANCE FROM FIRECURTAIN	LOAD	LBS./CAP	PIPE	DISTANCE FROM FIRECURTAIN	LOAD	LBS./CAP
#1	3"	Red Border	300	#24	14' 1"		300
#2	1' 1"	9X12 Screen	300	#25	14' 8"		300
#3	2' 3"	Downstage Legs	300	#26	15'	Work Light	300
#4	2' 8"	Grand Drape	300	#27	15' 7"		300
#5	3' 4"	Grand Drape	300	#28	16' 7"	Upstage Legs	300
#6	4'	Movie Screen	300	#29	17' 1"	N/A US TRUSS	300
#7	4' 4"	Movie Screen	300	#30	17' 7"	N/A US TRUSS	300
#8	4' 11"	N/A	N/A	#31	18' 1"	N/A US TRUSS	300
#9	5' 6"	Work Light	300	#32	18' 8"	N/A US TRUSS	300
#10	6' 7"	N/A	N/A	#33	19' 1"	N/A US TRUSS	300
#11	6' 11"		300	#34	19' 7"	N/A US TRUSS	300
#12	7'		300	#35	20' 1"	N/A US TRUSS	300
#13	7' 4"		300	#36	20' 8"	N/A US TRUSS	300
#14	7' 9"		300	#37	21' 3"	N/A US TRUSS	300
#15	8' 6"	Half Black	300	#38	21' 9"	N/A US TRUSS	300
#16	8' 11"		300	#39	22'	N/A US TRUSS	300
#17	9' 8"		300	#40	22' 5"	N/A US TRUSS	300
#18	10' 2"	MidStage Legs	300	#41	22' 8"		300
#19	10' 9"	3/4 Black	300	#42	23' 1"		300
#20	11' 10"		300	#43	23' 5"		300
#21	12' 7"		300	#44	24'	Tabs	300
#22	13' 1"		300	#45	24'	Full Black	300
#23	13' 7"		300	#46	24' 6"	N/A	N/A

RISERS	
STAGE RIGHT DECKS	FIVE- 4' x 8' Decks
STAGE RIGHT Z-LEGS	FOUR- 12", TWO- 24"
STAGE RIGH ADJ. LEGS	TWO- 24" to 36"
DJ TABLE	3x8 DECK, 32"- 40" Adjustable Z Leg Support Frame
OTHER	TWO- 4' x 8' Decks, TWO- 36" to 48" Legs or 12"

<b>ARTIST ROOM #1</b>	
DIMENSIONS	16' x 10'
ENSUITE BATHROOM SHOWER	Yes
DISTANCE TO STAGE	Approx. 25'
LOCKABLE	Yes
Toilet	Yes

<b>ARTIST ROOM #2</b>	
DIMENSIONS	16' x 13'
ENSUITE BATHROOM SHOWER	Yes
DISTANCE TO STAGE	Approx. 35'
LOCKABLE	Yes
Toilet	Yes

<b>ARTIST ROOM #3</b>	
DIMENSIONS	16' x 13'
ENSUITE BATHROOM SHOWER	No
DISTANCE TO STAGE	Approx. 45'
LOCKABLE	Yes
TOILET	Yes

<b>ARTIST ROOM #4</b>	
DIMENSIONS	16' x 13'
ENSUITE BATHROOM SHOWER	No
DISTANCE TO STAGE	Approx. 55'
LOCKABLE	Yes
TOILET	Yes

<b>VISITING PRODUCTION OFFICE</b>	
DIMENSIONS	8' x 10'
LOCATION IN VENUE	Upstage Stage Right
DISTANCE TO DRESSING ROOM	30'
PRODUCTION OFFICE NO 1	
WIFI NETWORK NAME	
PASSWORD	
UP/DOWN	Hard-Line 67/90, WIFI 35/75
LOCKABLE	Yes
WE ALSO PROVIDE A BROADBAND CONNECTION IF YOU ARE CARRYING YOUR OWN ROUTER	

HOTEL	
NAME	Hilton Garden Inn- Downtown
ADDRESS	351 Gratiot Detroit, MI 48226
TELEPHONE NO	313-967-0900
CONTACT	Colleen Jones (Fillmore Detroit/ Live Nation Discount Rate)
DISTANCE TO VENUE	.5 miles

HOTEL	
NAME	Westin Book Cadillac Detroit
ADDRESS	1114 Washington Blvd. Detroit, MI 48226
TELEPHONE NO	313-442-1600
DISTANCE TO VENUE	.4 miles

HOTEL	
NAME	ALOFT Detroit at The David Whitney
ADDRESS	1 Park Ave, Detroit, MI 48226
TELEPHONE NO	313-237-1700
DISTANCE TO VENUE	.1 miles

CASINO/ HOTEL	
NAME	Greektown
ADDRESS	555 East Lafayette St, Detroit, MI 48226
TELEPHONE NO	877-424-5554
DISTANCE TO VENUE	.7 miles

CASINO/ HOTEL	
NAME	MGM
ADDRESS	1777 3 <sup>rd</sup> Ave. Detroit, MI 48226
TELEPHONE NO	877-888-2121
DISTANCE TO VENUE	.6 miles

CASINO/ HOTEL	
NAME	MotorCity Casino Hotel
ADDRESS	2901 Grand River Ave. Detroit, MI 48201
TELEPHONE NO	866-782-9622
DISTANCE TO VENUE	1 Mile

ENTERTAINMENT SUPPLIES	
NAME	Pegasus Entertainment
ADDRESS	22008 8 Mile Rd, Southfield, MI 48033
TELEPHONE NO	248-353-6130
WEBSITE	www.pegasusentertainment.com
DISTANCE TO VENUE	15 miles (22 min)

Backline/Case Repairs	
NAME	NV Rental/ Portare Case Inc.
ADDRESS	22051 Van Born Rd. Taylor, MI 48180
TELEPHONE NO	313-562-3592 (Amanda)
WEBSITE	Nvrentals.net
DISTANCE TO VENUE	14 miles (22 min)

PA / PRO AUDIO	
NAME	Thunder Audio
ADDRESS	28501 Schoolcraft Rd. Livonia, MI 48150
TELEPHONE NO	313-291-5020
WEBSITE	www.thunderaudioinc.com
DISTANCE TO VENUE	16.9 miles (29 min)

PA / PRO AUDIO	
NAME	THS Audio, LLC (Dave Thiefels)
ADDRESS	2281 Pontiac Trail, Ann Arbor, MI 48105
TELEPHONE NO	734-929-4962
WEBSITE	<a href="https://www.facebook.com/THSAUDIO/">https://www.facebook.com/THSAUDIO/</a>
DISTANCE TO VENUE	

LIGHTING	
NAME	Light Source Inc.
ADDRESS	3823 Childs Lake Rd.
TELEPHONE NO	248-685-0102
WEBSITE	www.lightsourceinc.com
DISTANCE TO VENUE	35.4 miles (1h 2 min)

LIGHTING	
NAME	Fantasee Lighting
ADDRESS	14857 Martinsville Rd. Belleville, MI 48111
TELEPHONE NO	734-669-7200
WEBSITE	Fantaseelighting.com
DISTANCE TO VENUE	28 miles (34 min)

COMMERCIAL AIRPORT	
NAME	Detroit Wayne County Metro Airport- DTW
TELEPHONE NO	734-247-7678
WEBSITE	Metroairport.com
DISTANCE TO VENUE	19 miles (27 min)



BANK	
NAME	Bank of America (4 miles)
ADDRESS	3670 Woodward Ave
TELEPHONE NO	313-832-4744

CAR SERVICE	
NAME	ALLSTAR Chauffeured Services
TELEPHONE NO	248-549-8800

LIMOUSINE COMPANY	
NAME	A Dream Limo- Dave Garr
TELEPHONE NO	734-542-6800

LAUNDRY / DRY CLEANERS	
NAME	Lupita Wash and Dry
ADDRESS	3938 Vernor Hwy
TELEPHONE NO	313-843-2133
DISTANCE TO VENUE	3.6 miles

APPLE STORE	
NAME	Somerset Collection
ADDRESS	2800 w. Big Beaver Road Troy, MI 48084
TELEPHONE NO	248-822-0081
DISTANCE TO VENUE	21 miles

BACKLINE CONSUMABLES	
NAME	Guitar Center
ADDRESS	23133 West Outer Drive Allen Park, MI 48101
TELEPHONE NO	313-561-3904
DISTANCE TO VENUE	11.5 miles

VENUE FRIENDLY DOCTOR	
NAME	Inquire with Production Manager
TELEPHONE NO	
DISTANCE TO VENUE	

LOOKING FOR LOCAL ATTRACTIONS TO VISIT?

Motown Museum, Heidelberg Project (Community Art Project), Inner State Gallery, Eastern Market, Detroit Institute of Arts, Detroit Tigers, Detroit Lions

# PAYMENT / SETTLEMENT

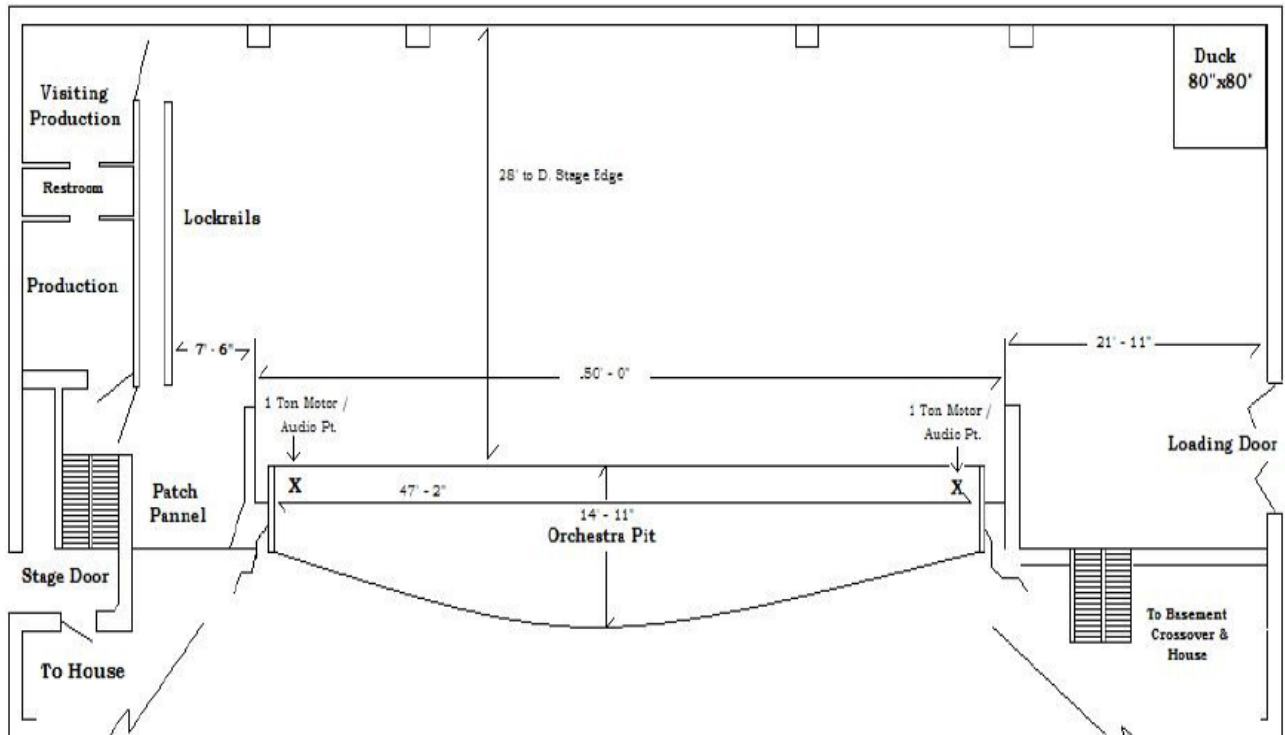
Every effort should be made by the tour representative to completely settle the show on the evening of the engagement.

- The following items will be ready at the time of settlement.

<b>1</b>	<p>A complete box office ticket audit showing...</p> <ul style="list-style-type: none"> <li>• the total tickets sold, gross money collected</li> <li>• total tickets unsold</li> <li>• all comps &amp; all kills</li> <li>• any taxes or surcharges collected</li> <li>• drop count</li> </ul>
<b>2</b>	<ul style="list-style-type: none"> <li>• Copies of all show-related expense receipts</li> <li>• Ad Pack with examples of Flyers, local / national advertising / signage (digital)</li> </ul>
<b>3</b>	<ul style="list-style-type: none"> <li>• Copies of all Final receipts</li> </ul>

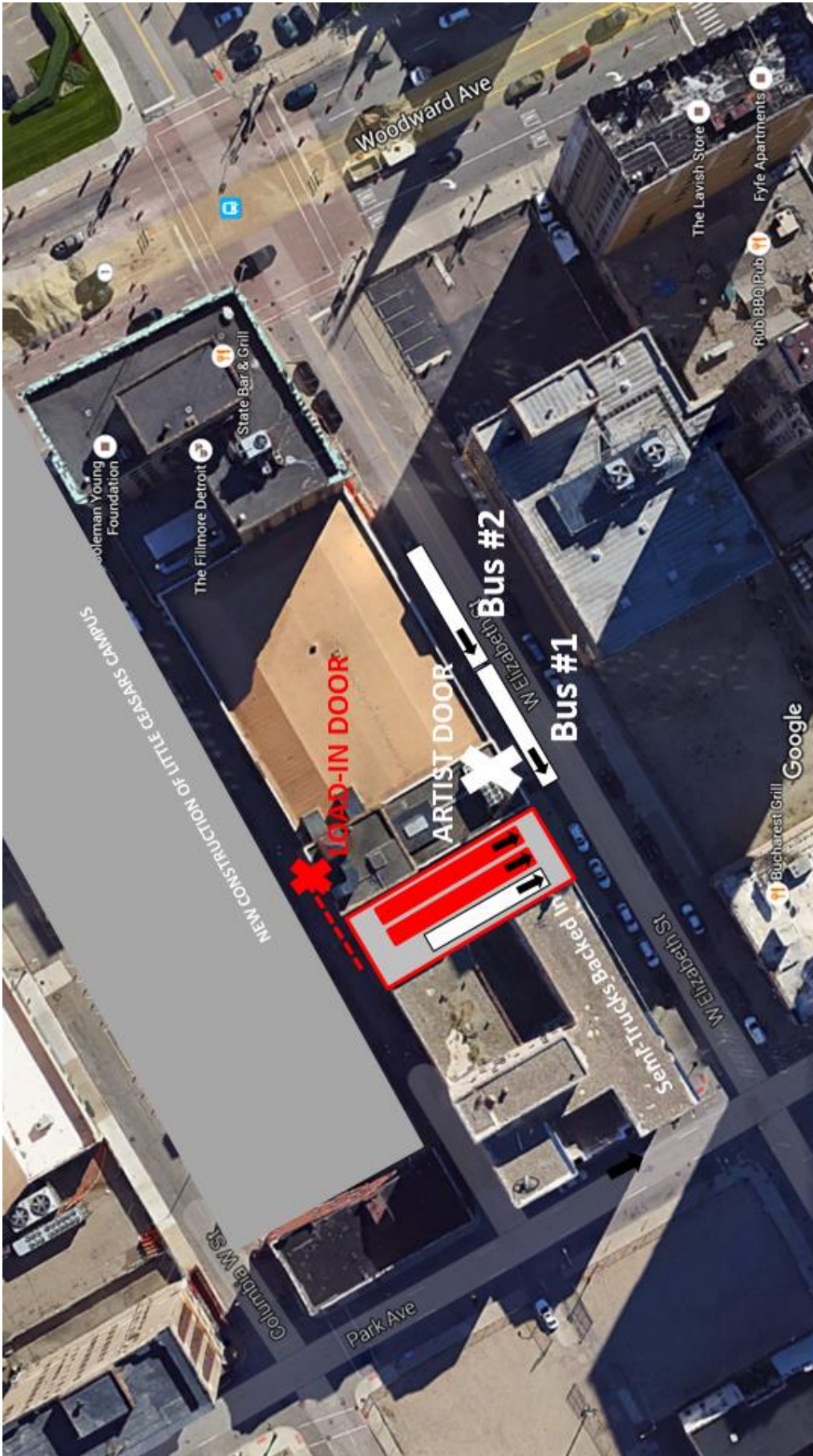
## SETTLEMENT PROCEDURE

SETTLEMENT PROCEDURE	
NOTES	<ul style="list-style-type: none"> <li>• All payments made on the night of the engagement will be by Check/ Cash/ Wire and will be agreed upon between Purchaser &amp; The Artist.</li> <li>• Before payments are made a current W-9 document will need to be on file with the Fillmore Production Manager.</li> </ul>



2018 Fillmore Detroit Parking

Please note- NO ALLEY ACCESS FOR TRUCKS OR BUSES ANY LONGER



**2018 PARKING/ LOAD-IN MAP**

Buses that need to utilize their slide-out will need to park in the production lot or opposite direction on Elizabeth St. Production Lot is preferred.

**THE FILLMORE DETROIT**

**2115 Woodward Ave.**

**Detroit, MI 48201**

**54 W. Elizabeth will map you to the Production Lot. All vehicles back in to the lot off of Elizabeth St.**

**PUSH ROUTE - - - - -**